

SKEO Q-WD. POSSIBILITIES SQUARED AROUND BUILDINGS.

- Thanks to their linear design, the luminaires blend perfectly into the building environment – and also set attractive accents
- Reliably resist even harsh weather conditions thanks to high-quality die-cast aluminium luminaire housing and IP65
- A functional family of luminaires makes it possible to illuminate the entire area around the building in a uniform design


www.trilux.com/skeoq

Detailed product information:
www.trilux.com/skeoq





SKEO Q-WD


WALL AND CEILING LUMINAIRES




Skeo Q-WD


 **Mounting type**
Surface-mounted


 **Mounting location**
Outdoor wall
Outdoor ceiling


 **Beam characteristic**
wide
wide-wide
wide-narrow
narrow
narrow-narrow
narrow-wide

 **Luminaire luminous flux**
20 - 2,900 lm

 **Colour rendering index | Light colour**
Ra > 70, Ra > 80
3,000 K
4,000 K

 **Service life**
L80 = 50,000 h

 **Luminaire colour**
anthracite

 **Operating mode**
switchable and DALI dimmable (ETDD)
switchable (ET)

CE UK IP65

CONTACTS

TRILUX GmbH & Co. KG

Heidestrase · D-59759 Arnsberg

Postfach 19 60 · D-59753 Arnsberg

GERMANY

Tel. +49 2932 301-0

www.trilux.com/en

SiSEL Mühendislik Elektronik San. ve Tic. A.ş.

Şerifali Mah. Barbaros Cad. No 18

34775 Ümraniye İstanbul

TURKEY

Tel: +90 (216) 499 46 64

www.endalight.com

All technical data including dimensional and weight specifications have been compiled with due care. Errors reserved. Possible colour deviations are due to printing processes. We reserve the right to modify in the interest of progress. Luminaires are partly shown with accessories that must be ordered separately. Images of installations may show custom-manufactured luminaires. This publication was printed on PEFC-certified paper in an environmentally friendly way.